

CONNECTIVITY TEST

Technical conditions for the testing

VERSION 1.0
11/03/2021

Version history and approvals

VERSION HISTORY

Date	Author	Version	Change
09/03/2021	Antal Sámuel	0.1	KID, eKID
11/03/2021	Nemes Iván	0.2	SWIFT
11/03/2021	Kiss Gábor Zsolt	1.0	First complete version

APPROVING PERSONS

Approving person	Approved version	Position	Date of approval

Contents

Version history	2
Approving persons	2
INTRODUCTION	4
BASIC INFORMATION	5
Purpose of the Connectivity test	5
Possible options for connection	5
Availability.....	5
CONNECTING THROUGH KID	6
Conditions of testing on the tester's side.....	6
KID client download	6
Users	6
CONNECTION THROUGH EKID	7
Conditions of testing on the tester's side.....	7
eKID access.....	7
Login.....	7
Users	7
CONNECTING THROUGH SWIFT.....	8
Conditions of testing on the tester's side.....	8
Communication standard.....	8
MyStandards portal access	8

INTRODUCTION

This document summarizes the technical conditions for the participation of External testers (Partners) in the Connectivity test for the KELER Service Development Program (KSDP).

BASIC INFORMATION

PURPOSE OF THE CONNECTIVITY TEST

The purpose of testing is that KELER and its Partners can mutually make sure that their infrastructures are ready for the commencement of the acceptance tests (MAT) through the given channel regarding system connections.

This testing phase excludes the functional testing of applications used for communication.

The test cases are contained in another document.

POSSIBLE OPTIONS FOR CONNECTION

The test environment provided by KELER is accessible through the following channels:

- new KID¹ thick client
- new eKID thin client
- SWIFT connection

The access methods for the given channels to the KELER test system are contained in this document.

AVAILABILITY

The KELER test environment is available between 9 am and 3 pm in the Connectivity testing phase on working days.

¹ The current live and test versions shall not be used in this test environment.

CONNECTING THROUGH KID

CONDITIONS OF TESTING ON THE TESTER'S SIDE

The condition for testing through this channel is that the Tester should install the up-to-date version of the KID application in its test environment.

We suggest keeping the current test KID version, however, it has to be prevented from running because it cannot be used for Connectivity tests.

KID CLIENT DOWNLOAD

You can download it from the first day of testing from the link www.keler.hu/Letoltetek together with the relevant installation guide.

Installation guide URL: www.keler.hu/Letoltetek/kid_telepitesi_segedlet_magyar_TCPIP_2

USERS

The Connectivity test environment was set up similarly to the live environment used on 26 February 2021, therefore you can log in with the credentials active on the above date.

If you need new users for testing, then please let KELER know through the official communication channels by completing the applicable KID data sheet.

CONNECTION THROUGH EKID

CONDITIONS OF TESTING ON THE TESTER'S SIDE

The condition of testing through this channel is that the Tester should have the adequate browser: Internet Explorer 11, Chrome (at least version 50) and internet connection through which it can connect to the KELER test environment.

EKID ACCESS

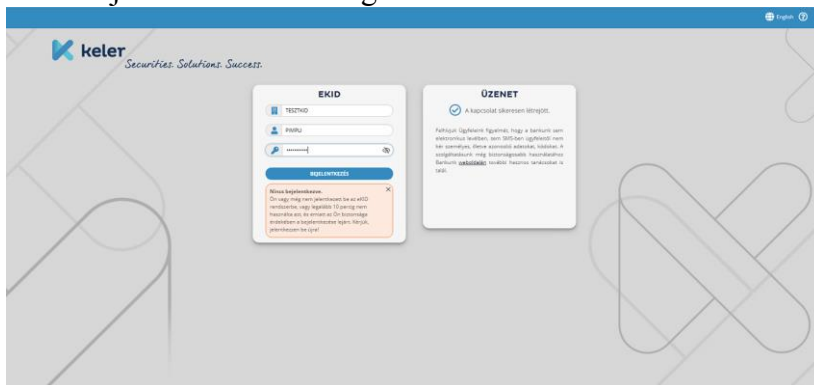
The test version will be available at the following link from the commencement of the Connectivity test:

<https://ekid-kszpteszt.keler.hu>

LOGIN

After opening the link you should go through the login.

Once the page has been loaded you should add the group, the username and password of the Tester and click on “Bejelentkezés” or “Login”.



USERS

The Connectivity test environment was set up similarly to the live environment used on 26 February 2021, therefore you can log in with the credentials active on the above date.

If you need new users for testing, then please let KELER know through the official communication channels by completing the applicable KID data sheet.

CONNECTING THROUGH SWIFT

CONDITIONS OF TESTING ON THE TESTER'S SIDE

SWIFT communication requires RMA connection between the Partner's test BIC code and the KELRHUH0 test BIC code.

If you wish to use this connection for testing, then please check the availability of the RMA connection between your test BIC code and the KELRHUH0 test BIC code before the running of the Connectivity tests.

If this is missing, then please notify your KELER contact person.

COMMUNICATION STANDARD

If you use this communication channel, you should know that KELER communicates only through message adequate for the standard published on the MyStandards portal:

MYSTANDARDS PORTAL ACCESS

You need a swift.com registration to view the KELER-specific message templates on MyStandards. You can register as follows:

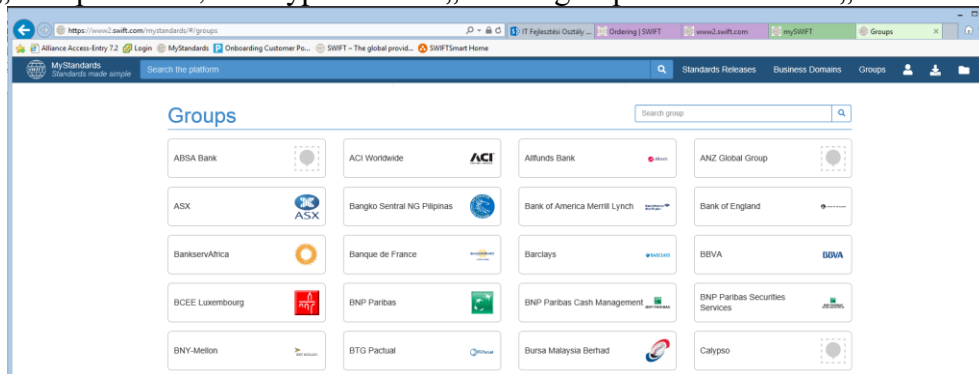
<https://www.swift.com/> → mySWIFT / Access mySWIFT / Create account

After successful registration and login go to My tools / (Products/) MyStandards and here you can access the MyStandards platform.

The "Usage Guidelines" published by KELER are categorized based on their business relevance (Collection) and can be accessed the following ways depending on the method of sharing:

1. „Public” – Publications available for all MyStandards users.

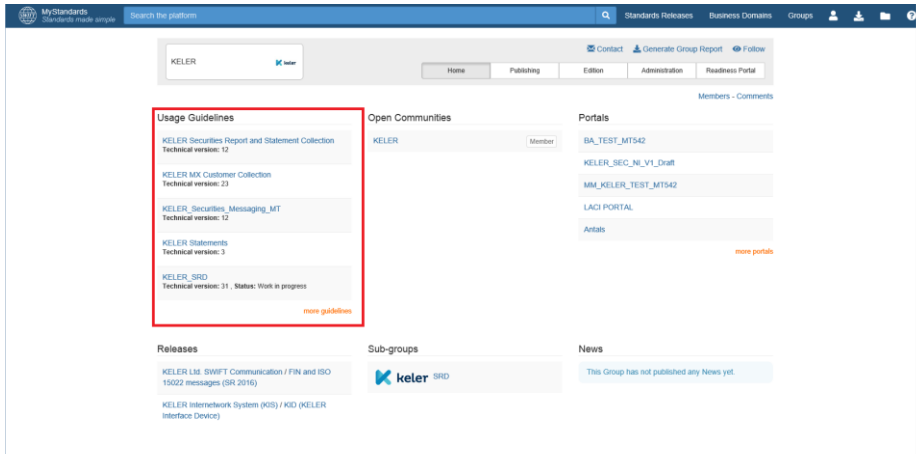
Choose „Groups” menu, then type into the „Search group” field the word „KELER”:



Pick the item you wish to view among the search results.

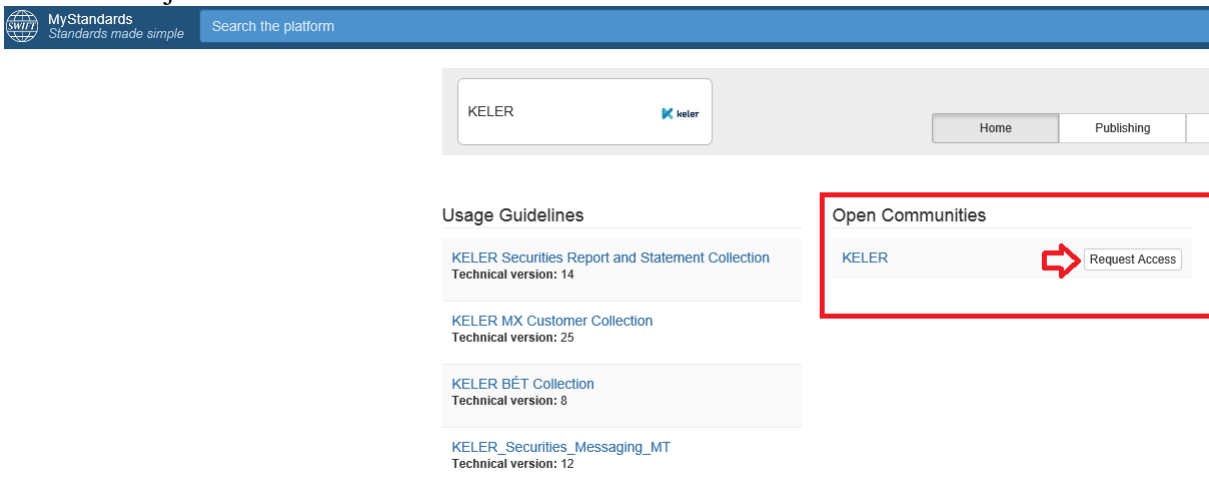


Click on KELER group and you can see KELER's MyStandards site and in the „Usage Guidelines” section you can find the „Public” guidelines available for all MyStandards users.

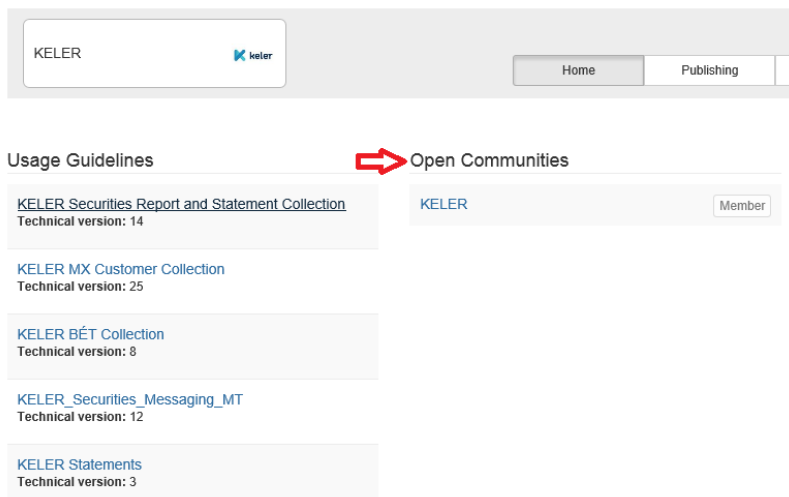


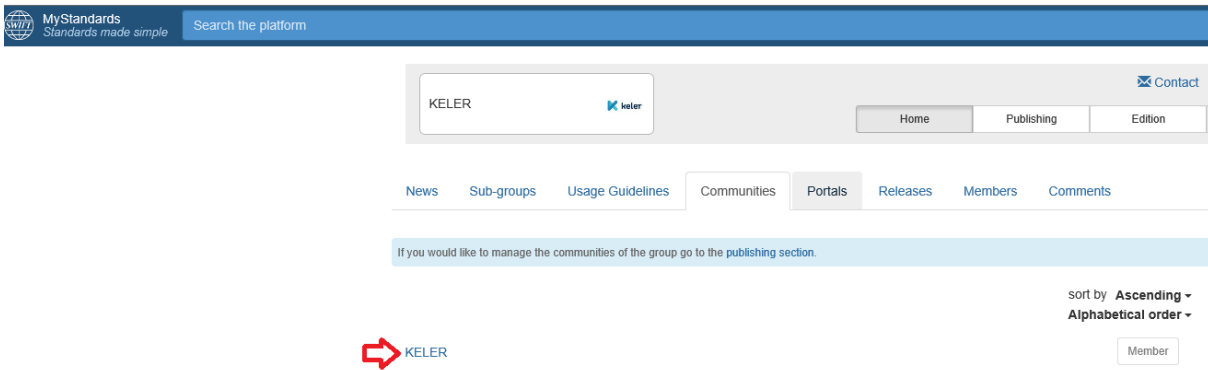
2. „Restricted” – Publications shared only within a Community:

The guidelines published in „Restricted” mode will be available only after registering to the adequate community. You can do this by clicking on „Request Access” for the adequate community under the „Open Communities”. Registration takes place automatically, it is sufficient to just click on the button.




After the registration click on „Open Communities” and you will see the „Open communities”.





MyStandards Standards made simple Search the platform


KELER 

Contact Home Publishing Edition

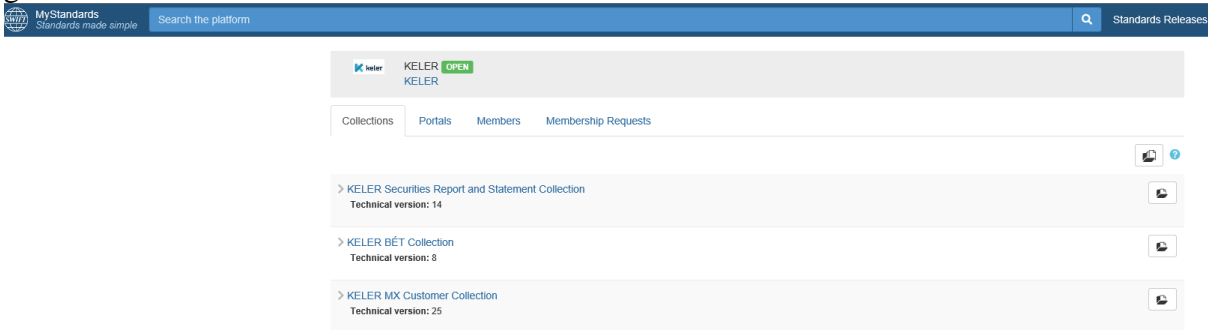
News Sub-groups Usage Guidelines Communities **Portals** Releases Members Comments

If you would like to manage the communities of the group go to the publishing section.

sort by **Ascending** Alphabetical order

 KELER Member

Click on the name of the proper „Community” and you can access the relevant collections / guidelines.



MyStandards Standards made simple Search the platform Standards Releases

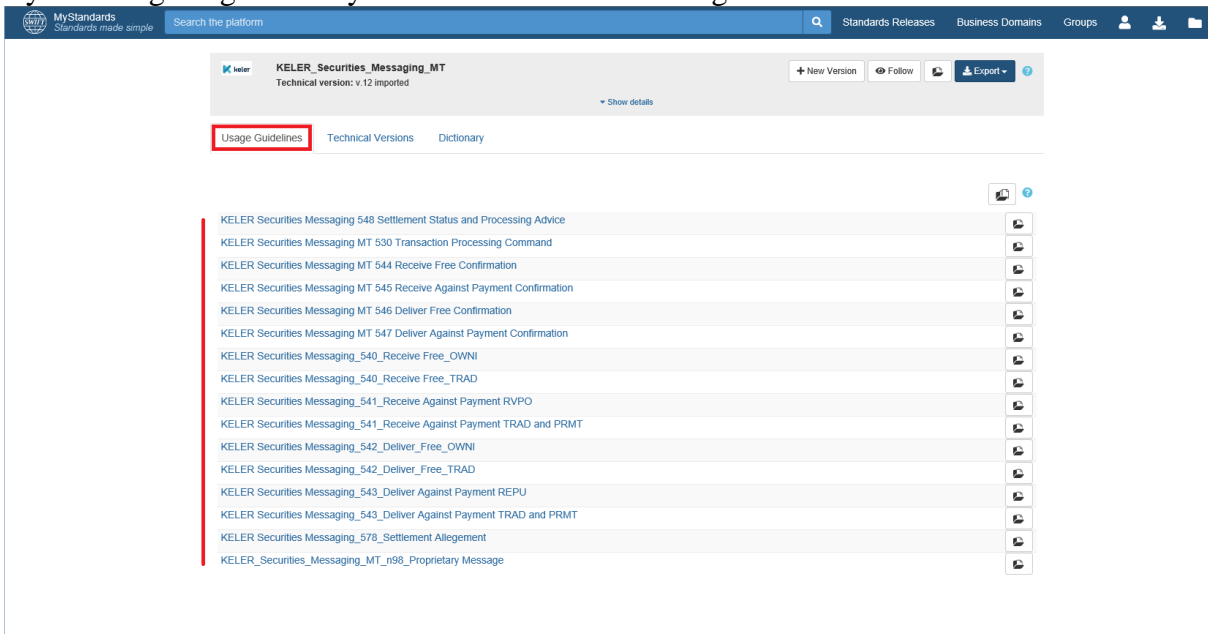
KELER **OPEN** KELER

Collections **Portals** Members Membership Requests

- > KELER Securities Report and Statement Collection
Technical version: 14
- > KELER BÉT Collection
Technical version: 8
- > KELER MX Customer Collection
Technical version: 25

Reading the content of messages.

By choosing the guideline you can see the list of messages.



MyStandards Standards made simple Search the platform Standards Releases Business Domains Groups

KELER **Securities_Messaging_MT** Technical version: v.12 imported

+ New Version Follow Export

Usage Guidelines **Technical Versions** Dictionary

- KELER Securities Messaging 548 Settlement Status and Processing Advice
- KELER Securities Messaging MT 530 Transaction Processing Command
- KELER Securities Messaging MT 544 Receive Free Confirmation
- KELER Securities Messaging MT 545 Receive Against Payment Confirmation
- KELER Securities Messaging MT 546 Deliver Free Confirmation
- KELER Securities Messaging MT 547 Deliver Against Payment Confirmation
- KELER Securities Messaging_540_Receive Free_OWNI
- KELER Securities Messaging_540_Receive Free_TRAD
- KELER Securities Messaging_541_Receive Against Payment RVPO
- KELER Securities Messaging_541_Receive Against Payment TRAD and PRMT
- KELER Securities Messaging_542_Deliver_Free_OWNI
- KELER Securities Messaging_542_Deliver_Free_TRAD
- KELER Securities Messaging_543_Deliver Against Payment REPU
- KELER Securities Messaging_543_Deliver Against Payment TRAD and PRMT
- KELER Securities Messaging_578_Settlement Allegement
- KELER_Securities_Messaging_MT_n98_Proprietary Message

You can browse the parameters of the message from the list or you can download them in PDF/Excel and XML formats.

The screenshot displays the Keler Standards platform interface. At the top, there is a navigation bar with 'MyStandards', 'Search the platform', and 'Standards Releases'. The main content area shows a message list for 'KELER Securities Messaging 548 Settlement Status and Processing Advice'. An 'Export' menu is highlighted, showing options for PDF, Excel, and XML Schema. The message list table includes columns for Name, GR Code/Format, M/O, R/N, and Restrictions. The '13a Number Identification' element is selected and highlighted in orange. The right-hand pane shows the detailed view of this element, including its name, a warning icon, and various rules such as 'Element Removal', 'Multiplicity', 'Field Network Validated Rules', and 'Field Usage Rules'.

Name	GR Code/Format	M/O	R/N	Restrictions
548 Settlement Status and Processing Advice (SR2020)				
General Information (A)	GENL	M	N	
16R Start of Block	GENL	M	N	
20C Reference	-4lc/16x	M	N	
23G Function of the Message	4lc[4lc]	M	N	
98a Date/Time		O	N	
Preparation Date/Time [PREP]	1	O	N	
Linkages (A1)	LINK	M	R	
16R Start of Block	LINK	M	N	
13a Number Identification	O	N		
20a Reference		M	N	
16S End of Block	LINK	M	N	
Status (A2)	STAT	M	R	
16S End of Block	GENL	M	N	
Settlement Transaction Details (B)	SETTRAN	O	N	
Penalties (C)	PENA	O	N	
Additional Information (D)	ADDINFO	O	R	
Network Validated Rules				